

Primary projections for Surrey Heath – Chobham, West End & Bisley planning area

The tables below show the number of children expected to come forward into Year R over the next 10 years, alongside the Published Admissions Number (PAN) i.e the number of places there are across all schools in the planning area.




The forecasts include demographic trends - the birth rate and mid-year population estimates - and the effects of pupil movement trends (movements between schools, in and out of borough etc) as well as additional pupil yield from housing, based on housing permissions and trajectories provided by the borough council. This projection shows forecast pupil numbers if all housing comes forward as and when the borough plans it will.

Chobham, West End & Bisley						
School year	Year R PAN	Year R Forecast	Surplus / Deficit	Year 3 PAN	Year 3 Forecast	Surplus / Deficit
2021-22	150	140	10	150	155	-5
2022-23	150	147	3	150	173	-23
2023-24	150	145	5	150	177	-27
2024-25	150	142	8	150	156	-6
2025-26	150	138	12	150	161	-11
2026-27	150	136	14	150	157	-7
2027-28	150	136	14	150	152	-2
2028-29	150	135	15	150	148	2
2029-30	150	135	15	150	146	4

Key	
	Over 5 surplus places
	Between -5 deficit and 5 surplus places
	Over -5 deficit places

School name	PAN	Intake Year
Holy Trinity CofE Primary	60	R
Bisley CofE Primary	60	R
St Lawrence CofE Primary	30	R

Year R total places	150
Year 3 total places	150

-  The forecasts indicate that there will be a surplus of Reception school places of approximately 0.5FE, remaining fairly consistent over the planning period.
-  There is a projected deficit in Year 3 which appears to fluctuate, so this will need to be closely monitored.
-  Across the borough of Surrey Heath as a whole, there is a large surplus of Reception places, likely due to the falling birth rate – despite a small rise in births for the borough in 2019.

Primary projections for Surrey Heath – Frimley & Heatherside planning area

The tables below show the number of children expected to come forward into Year R over the next 10 years, alongside the Published Admissions Number (PAN) i.e the number of places there are across all schools in the planning area.

The forecasts include demographic trends - the birth rate and mid-year population estimates - and the effects of pupil movement trends (movements between schools, in and out of borough etc) as well as additional pupil yield from housing, based on housing permissions and trajectories provided by the borough council. This projection shows forecast pupil numbers if all housing comes forward as and when the borough plans it will.

Frimley & Heatherside						
School year	Year R PAN	Year R Forecast	Surplus / Deficit	Year 3 PAN	Year 3 Forecast	Surplus / Deficit
2021-22	300	281	19	335	336	-1
2022-23	300	262	38	335	326	9
2023-24	300	277	23	335	349	-14
2024-25	300	274	26	335	324	11
2025-26	300	268	32	335	303	32
2026-27	300	263	37	335	316	19
2027-28	300	262	38	335	311	24
2028-29	300	262	38	335	304	31
2029-30	300	261	39	335	298	37

Key	
	Over 5 surplus places
	Between -5 deficit and 5 surplus places
	Over -5 deficit places

School name	PAN	Intake Year
Heather Ridge Infant	60	R
Prior Heath Infant	60	R
Ravenscote Junior	155	3
The Grove Primary	60	R
Lakeside Primary	60	R
St Augustine's Catholic Primary	60	R

Year R total places	300
Year 3 total places	335

- 👤 The forecasts indicate that there will be a surplus of Reception and Year 3 school places of over 1FE by the end of the planning period.
- 👤 Across the borough of Surrey Heath as a whole, there is a large surplus of Reception places, likely due to the falling birth rate – despite a small rise in births for the borough in 2019.

Primary projections for Surrey Heath – Frimley Green, Mytchett & Deepcut planning area

The tables below show the number of children expected to come forward into Year R over the next 10 years, alongside the Published Admissions Number (PAN) i.e the number of places there are across all schools in the planning area.




The forecasts include demographic trends - the birth rate and mid-year population estimates - and the effects of pupil movement trends (movements between schools, in and out of borough etc) as well as additional pupil yield from housing, based on housing permissions and trajectories provided by the borough council. This projection shows forecast pupil numbers if all housing comes forward as and when the borough plans it will.

Frimley Green Mytchett & Deepcut						
School year	Year R PAN	Year R Forecast	Surplus / Deficit	Year 3 PAN	Year 3 Forecast	Surplus / Deficit
2021-22	150	132	18	120	105	15
2022-23	150	126	24	120	103	17
2023-24	150	126	24	120	115	5
2024-25	150	126	24	120	110	10
2025-26	150	124	26	120	107	13
2026-27	150	119	31	120	106	14
2027-28	150	117	33	120	105	15
2028-29	150	116	34	120	102	18
2029-30	150	114	36	120	97	23

Key	
	Over 5 surplus places
	Between -5 deficit and 5 surplus places
	Over -5 deficit places

School name	PAN	Intake Year
Mytchett Primary	30	R
Cross Farm Infant	60	R
Sandringham Infant	60	R
Frimley CofE Junior	90	3

Year R total places	150
Year 3 total places	120

-  The forecasts indicate that there will be a surplus of Reception school places of over 1FE by the end of the planning period.
-  They also indicate a surplus of Year 3 places of approximately 0.5FE.
-  Across the borough of Surrey Heath as a whole, there is a large surplus of Reception places, likely due to the falling birth rate – despite a small rise in births for the borough in 2019.

Primary projections for Surrey Heath – North Camberley planning area

The tables below show the number of children expected to come forward into Year R over the next 10 years, alongside the Published Admissions Number (PAN) i.e the number of places there are across all schools in the planning area.




The forecasts include demographic trends - the birth rate and mid-year population estimates - and the effects of pupil movement trends (movements between schools, in and out of borough etc) as well as additional pupil yield from housing, based on housing permissions and trajectories provided by the borough council. This projection shows forecast pupil numbers if all housing comes forward as and when the borough plans it will.

North Camberley						
School year	Year R PAN	Year R Forecast	Surplus / Deficit	Year 3 PAN	Year 3 Forecast	Surplus / Deficit
2021-22	120	95	25	120	115	5
2022-23	120	92	28	120	106	14
2023-24	120	104	16	120	109	11
2024-25	120	103	17	120	97	23
2025-26	120	101	19	120	94	26
2026-27	120	100	20	120	104	16
2027-28	120	101	19	120	103	17
2028-29	120	101	19	120	101	19
2029-30	120	101	19	120	100	20

Key	
	Over 5 surplus places
	Between -5 deficit and 5 surplus places
	Over -5 deficit places

School name	PAN	Intake Year
Cordwalles Junior	60	3
Lorraine Infant	30	R
Pine Ridge Infant	30	R
Crawley Ridge Infant	60	R
Crawley Ridge Junior	60	3

Year R total places	120
Year 3 total places	120

-  The forecasts indicate that there will be a slightly fluctuating surplus of Reception and Year 3 places over the course of the planning period.
-  Across the borough of Surrey Heath as a whole, there is a large surplus of Reception places, likely due to the falling birth rate – despite a small rise in births for the borough in 2019.
-  Please note, in the neighbouring planning area of Windlesham, Bagshot & Lightwater, Windlesham Village Infant School is in the process of consulting to reduce their PAN to 30 from 2022, which may contribute towards a decrease in the number of surplus places should the reduction come to fruition.

Primary projections for Surrey Heath – South Camberley planning area

The tables below show the number of children expected to come forward into Year R over the next 10 years, alongside the Published Admissions Number (PAN) i.e the number of places there are across all schools in the planning area.



The forecasts include demographic trends - the birth rate and mid-year population estimates - and the effects of pupil movement trends (movements between schools, in and out of borough etc) as well as additional pupil yield from housing, based on housing permissions and trajectories provided by the borough council. This projection shows forecast pupil numbers if all housing comes forward as and when the borough plans it will.

South Camberley						
School year	Year R PAN	Year R Forecast	Surplus / Deficit	Year 3 PAN	Year 3 Forecast	Surplus / Deficit
2021-22	120	93	27	120	82	38
2022-23	120	86	34	120	87	33
2023-24	120	94	26	120	90	30
2024-25	120	94	26	120	86	34
2025-26	120	92	28	120	79	41
2026-27	120	91	29	120	85	35
2027-28	120	92	28	120	85	35
2028-29	120	93	27	120	83	37
2029-30	120	93	27	120	83	37

Key	
	Over 5 surplus places
	Between -5 deficit and 5 surplus places
	Over -5 deficit places

School name	PAN	Intake Year
South Camberley Primary	120	R

Year R total places	120
Year 3 total places	120

-  The forecasts indicate that there will be a surplus of Reception and Year 3 places over the course of the planning period of around 1FE.
-  Across the borough of Surrey Heath as a whole, there is a large surplus of Reception places, likely due to the falling birth rate – despite a small rise in births for the borough in 2019.

Primary projections for Surrey Heath – Windlesham, Bagshot & Lightwater planning area

The tables below show the number of children expected to come forward into Year R over the next 10 years, alongside the Published Admissions Number (PAN) i.e the number of places there are across all schools in the planning area.




The forecasts include demographic trends - the birth rate and mid-year population estimates - and the effects of pupil movement trends (movements between schools, in and out of borough etc) as well as additional pupil yield from housing, based on housing permissions and trajectories provided by the borough council. This projection shows forecast pupil numbers if all housing comes forward as and when the borough plans it will.

Windlesham, Bagshot & Lightwater						
School year	Year R PAN	Year R Forecast	Surplus / Deficit	Year 3 PAN	Year 3 Forecast	Surplus / Deficit
2021-22	240	197	43	210	188	22
2022-23	240	199	41	210	196	14
2023-24	240	198	42	210	199	11
2024-25	240	196	44	210	182	28
2025-26	240	192	48	210	182	28
2026-27	240	190	50	210	180	30
2027-28	240	190	50	210	177	33
2028-29	240	191	49	210	174	36
2029-30	240	191	49	210	172	38

Key	
	Over 5 surplus places
	Between -5 deficit and 5 surplus places
	Over -5 deficit places

School name	PAN	Intake Year
Windlesham Village Infant	60	R
Bagshot Infant	60	R
Lightwater Village Infant	60	R
Valley End CofE Infant	60	R
Connaught Junior	120	3
Hammond Junior	90	3

Year R total places	240
Year 3 total places	210

-  The forecasts indicate that there will be a surplus of Reception and Year 3 places over the course of the planning period.
-  Across the borough of Surrey Heath as a whole, there is a large surplus of Reception places, likely due to the falling birth rate – despite a small rise in births for the borough in 2019.
-  Please note, Windlesham Village Infant School is in the process of consulting to reduce their PAN to 30 from 2022, which will contribute towards a decrease in the number of surplus places should the reduction come to fruition.